



# BANTRAK Newsletter

Volume 24

Issue 7

July 2011

## The Engineer's Cab

Martin Myers



We have officially entered the summer train hiatus. The N Scale Enthusiast Convention was a success. Layout set up on Tuesday went smoothly. Test trains were running by 8:00. Tom brought a new module depicting the ATSF Barstow Diesel shop. Not Pennsy, we let him in anyway. Our newly scenic ked "Horseshoe Curve" also made its debut. Members as well as conventioners enjoyed running the layout. There was at least one hotel guest who became an N scale railroader. She and her family purchased her first train. Paul invited her to try it out on the layout. I believe it ran for about an hour and a half. She is hooked.

John and Alan handled the contest room. The tables were full with entries. Both spent a lot of time coordinating the contest room and it showed. Alan set up two days of clinics. He certainly was able to please everyone's interests. Just about every clinic was filled to capacity with standing room only. Tim coordinated the public show door and swap-a-rama. Attendance was good but not as high as expected for the public show so volunteers from both clubs were not severely overworked at the door.

Next show will be N Scale Weekend in Bedford. Denise is coordinating this show. If you haven't attended previous Bedford meets, this one is a fun, laid-back show. Can't beat the price for a whole weekend of playing trains and camaraderie. I've heard Ralph may be able to get back east to attend this year. As the name implies, N scale is the only thing in the hall. Here's a link to information([http://forum.atlasrr.com/forum/topic.asp?TOPIC\\_ID=65181&SearchTerms=n, scale, weekend](http://forum.atlasrr.com/forum/topic.asp?TOPIC_ID=65181&SearchTerms=n, scale, weekend)). Register early. See you in the Best Western hot tub. Copy and print the sign up info at the bottom and mail it to Mike Phillips with your check. Haven't heard what colors the T Shirt will be this year.

Last meeting we gained several new members. BANTRAK has gained several experienced NTRAK'ers. Ed and crew will be helping to expand our reach by adding their T-Trak modules to our club's exhibition abilities. They were representing BANTRAK at the Timonium Scale Show while our NTRAK layout was running in Hershey. We've hit the big time by doing two venues at the same time.

Bob Mohr has graciously offered his hospitality for our next meeting on July 17, 2 to 5 pm. We'll be discussing plans for Bedford as well as the Oakland Show in September. We also have a couple of ideas to improve our occupancy signals. Hope to do some test trials at the Bedford Show. That will give us time to get the whole works together for the B & O Museum layout. See you at Bob's

*Martin*

### ***Inside this issue...***

The Engineer's Cab .....	1
June N-Scale Convention Review.....	2
June Great Scale Show Review .....	10
August N-Scale Weekend Preview..	11
News & Notable .....	12
Website & Membership .....	13
DCC Corner.....	14
Site of the Month/Company Store ...	15
BANTRAK Time Machine .....	16
BANTRAK Call Board/Calendar.....	18

### ***Next meeting...***

Sunday, July 17th, 2011

2pm - 5pm

Host: Bob Mohr ([map](#))

### ***On the web...***

News, information, & forums are all at

<http://bantrak.net/>

# N Scale National Convention: Review (June 2011)

Skip Hayes (Convention Coordinator)



A great big thanks to all who came and helped at the 2011 N Scale Enthusiast Convention in Hershey, Pennsylvania. It was by far the best ever and you all made it that way.

Special thanks to Alan for the clinics (the attendance was very good and averaged 30 people per session), Bob for the breakfast (a good opportunity to ask manufacturers about upcoming releases), Martin for the layout (it ran well as usual), Tim for the show (we had no problems with managing the gate) and John for the contest (lots of votes and participation) and Al for the pictures (they turned out great!).

This also goes to all the BANTRAK Club Members who helped them with their committees, I repeat it was a great Convention and I am proud of our Club for the job they did.

THANK YOU ALL !!!

*Skip*



*The Club's new inside corners*



*Set-up went smooth as usual...*



*... so fast in fact, Paul was blurry.*




*A reminder that trains should be fun.*




# N Scale National Convention: Review (June 2011)

Al Potter (Convention Photographer)



Here is a glimpse of the N Scale National Convention from my perspective.

*Al*





# N Scale National Convention: *Review (continued)*

Al Potter (Convention Photographer)





# N Scale National Convention: Review (June 2011)

Al Del Gaudio (Convention Clinic Coordinator)



Many thanks to all those who participated in presenting their clinics!

The comments I heard were all very, very positive. We were lucky enough to have 13 clinics presented by 12 persons with a strong mix of topics. The average attendance was 30 persons typically ranging from 25 to 37. I regret to say we had to turn some away, while a great compliment to those presenting the clinics, it was disappointing. Based on a number of previous conventions, NSE projected that the attendance would be between 15 to 25 persons, so the room was sized for 30. This year was special.

We had a great lead off by our own Mark Bandy who presented a clinic on building wood models and went more than the extra mile as he provided a fully prepped model of a small train shelter. High compliments were made but the best is that just about everyone built the model along with Mark.

Fellow Baltimorean Arthur Boyd followed up with clinic on a switch list operating system for home and show sized layouts. A descriptive handout was provided as a take home refresher.

More Baltimore flavor followed with Jeff Springer of CMR Train presenting how to build acrylic skyscrapers and buildings in a step-by-step power point presentation of their 22 story Park hotel. He described how they research their projects and derive the model form real prototypes. Also covered was a CMR project of building the Meyerhof Symphony Hall near Mount Royal. He passed out a cool little N-scale model of a 2 piece Row house set. [You can see the Hampden Row house as HO on their site. This will be followed by a complimentary set.

I missed the clinic on the Future of the N-scale Enthusiast that the NSE board led, but it was another SRO clinic.

Dave Vollmer did a nice job on showing how one can get a lot out of a relatively small layout, door or 4x8 sized. He had made several and what was nice about his presentation, it showed how he packs a lot of scenery and trains in so it has the "sense" of being a larger layout. This was beyond SRO and was filmed.

Wrapping up Friday was Rick Businger of Digitrax reviewing the do's and don'ts of putting together multiple club [to monster-sized] layouts. *(continued)*



*Arthur Boyd answering questions post-clinic*



*NSE Audience examines CMR bridge*



*NSE Rich from Digitrax*

# N Scale National Convention: *(continued)*

Al Del Gaudio (Convention Clinic Coordinator)



Saturday was lead off by George Bogatiuk of SoundTraxx who discussed the new surround sound system Sound-Traxx will deliver-Surroundtraxx. It has the ability to track 6 transponder equipped locomotives and pass the sound to different sound zones [up to 6 I believe] as the locomotives move around the layout making use of real home or desk sized speakers under the layout.

Victor Miranda did a super job of showing how he modified locomotives to accept better motors. While it isn't trivial, in most cases, with the use of a gear puller from North-coast and patience many projects can be accomplished. (Also recorded)

Changing gears, Charlie Vlk, who has been a consultant for many companies; Kato, Life Like, Lionel, Broadway, etc. discussed the process a manufacturer goes through to bring a product to market, starting with initial marketing, drawings, negotiating with builders and planning to how the project will be distributed and supported - not trivial.

John Doehring made a truly unique presentation on transforming one from being an arm chair model railroader to getting involved in building up a model railroad. He had a 7-step process including joining an N-Trak club and the NMRA. John is a motivational speaker and his presentation showed why he is successful in his real job!

Mike Madonna discussed many tips in how one models prototype railroads. Some nice points he made were that even in looking at a photo of a locomotive, one can see a lot more information than the paint scheme of the locomotive, for example; signals, telephone poles, fencing, unique support structures, cars, scenery and/or rolling stock all define the unique time and place of a particular RR.. This was capped off with his best visual, a module segment of his SP railroad. (Also recorded)

Last of the how-to clinics, Tom Mann did a slick clinic on weathering rolling stock, first showing a number of in-process photos to finished ones of his work, then showing some airbrush techniques for the attendees. (Also recorded)


We squeezed in one last clinic for the bakers' dozen, Charlie Vlk reprising his fine research with a clinic on the differentiating features of EMD F-units.

The solid preparation by all those presenting was remarkable and the audience enthusiasm made for a terrific, fun and informative 2 days

*Al*



*Mark presenting while audience assembles kits*



*NSE participant finished shelter kit by MJB*

# N Scale National Convention: Review (June 2011)

John Darlington (Convention Model Contest Coordinator)



Here are the results from the N Scale National Convention Model Contest.

*John*

**Category 1: Motive Power - Steam**, First Place - Hershey Groff, Jr.  
4-4-0 Camelback with tender and caboose

**Category 2: Motive Power - Diesel**, First Place - James Semikoski  
three unit Southern Pacific

**Category 3: Motive Power - Other**, First Place - Austin Plyem  
rotary snowplow and tender

**Category 4: Rolling Stock - Freight**, First Place - Dean Daughenbaugh  
two flats with 4 cylinder loads

**Category 5: Rolling Stock - Other**, First Place - Austin Plyem  
gondola with scrap load and walking crane



**Category 6: Rolling Stock - Caboose**, First Place - Robert Mohr  
B&O  
wagon top bay window Chessie



**Category 7: Rolling Stock - Passenger**, First Place - Mark Bandy  
Seaboard streamline observation car



**Category 8: Structures - On Line**, First Place - Paul Diley  
long high bridge in diorama

**Category 9: Structures - Off Line**, First Place - William Erwin  
broken down house (tiny)

**Category 10: Vehicles**, First Place - Edward Sharrett  
rail barge



**Category 11: Favorite Train**, First Place - Skip Hayes  
steam wreck train (12 units)



**Category 12: Nn3 - Rolling Stock**, First Place - Mark Bandy  
open tourist coach Hershey Express


**Category 13: Module - Industrial**, First Place - William Erwin  
30" by 48" logging mill complex



**Category 14: Module - Urban**, First Place - Robert Mohr  
large multi module city with station over tracks

**Category 15: Module - Rural**, First Place - Mike Madonna  
6' module one-trak with mountain and tunnel


**Category 16: Best of Show - Module**, First Place William Erwin  
logging mill complex





# N Scale National Convention: Review (June 2011)

Eric Payne (Editor)



I asked Club members to share some memories of the N Scale National Convention while in Hershey, Pennsylvania. Here are some of their memories (with some tiny editorial changes to help things flow).

*Eric*

I had a great week at the N Scale Convention running trains and watching everyone hustle around working at different places for the Convention. For two days myself and Dave were at the layout simply supervising (no one from the Club was needed to operate trains) members of the Convention as they ran trains. For about 4 hours for a two day period I had one young man (boy) running one of my trains on the layout. He was not a member of the Convention, just on vacation with his parents. I ran into his mom on Friday and she told me that all he talked about Thursday night was all the fun he had running the trains on the layout. At one time Thursday we had 7 to 9 trains running at the same time and no Club members were running a train (All were from the Convention). From a personal perspective participating and winning a first place award in the modeling contest was very satisfying. *Paul Diley*



My favorite memory from the convention was probably the preconvention tour of standard steel co. and Todd's layout. The tour brought back a flood of memories of my college summer days in the steel mill. I enjoyed seeing Todd's layout and getting a valuable tip on removing excess weight from DeLuxe Innovation's roadtrailers. During the convention I enjoyed being with the club members at the layout and watching trains roll through our modules. This had to be one of the best planned and executed set ups that Bantrak has ever had.

During my time at the layout I met a gentleman from Canada. We talked at length about the layout and the contrasting techniques that are employed at his club. He was very impressed and appreciative of our efforts and encouraged me to visit his club when in the area.

The convention placed a lot of responsibilities on our club attendees. Some carried this burden while continuing to meet work obligations. Still there was time to meet those challenges and still enjoy most of the activities that the convention offered. I enjoyed operating on the layout, spending some time trouble shooting problems and catching up with old friends. My only disappointment was not having time to spend in the clinic room. I only was able to catch one clinic. While there were no huge bargains or sell offs at the convention, there were some good deals to be had. I did let one item get away from me at the auction. It received no bids and although I would have paid the reserve for it I was stunned that no one bid. I did not have a chance to view the set at the preview so maybe there was a problem. I did not see it the next day at the swap-a-rama so the opportunity had passed. The one that got away?

All in all, this was an excellent convention. All of the logistics, arrangements and events were well planned and expertly executed. I could pick nits, but I prefer to focus on the positive accomplishments achieved. I am glad that Bantrak decided to support this effort. Special thanks should go to Skip and all of the convention activity chairs for there superior efforts. *Bob Mohr*



One of the things that stood out to me was the Standard Steel Tour, which was awesome! Also, I really liked our buddy from Dayton N-trak who ran the candy bar train on our layout all weekend (unfortunately I can't remember his name). I could summarize and say I was all over the place; most of my time was spent alternating between the show in the main ballroom and the layout room. *Tim Nixon*





# N Scale National Convention: *(continued)*

Eric Payne (Editor)



One of my favorite memories from the Convention was running a train for 90 minutes. I also got a chance to meet Mike Madonna. We had some good conversations at his room sale before his clinic! Of course, most of my time was spent in the clinic room. *Al Del Gaudio*



My favorite memory was actually getting there on Saturday and meeting the two Canadian brothers that had a blast running on out layout. They are only allowed to be yard masters at home because of their age. And, Dave's chair Sheila. She was special! *Denise Clyde*



One of the things I enjoyed during the weekend was spending time with John , Al Potter and Bob Winterbottom chatting in the contest room when things were slow. I also remember spending about an hour chatting with a Member of the other host Club at the ticket table. (Not a lot of action selling tickets) We discussed modeling and life in general. Of course, my well known poor memory keeps me from recalling his name. For the most part, I spent time in the contest room and the layout room and of course the ballroom shopping. *John Hasson*



# Great Scale Model Train Show: Review (June 2011)

Ed Hyland (Show Coordinator)



The T Trak Division had it's first set up at Timonium on June 25 and 26<sup>th</sup>. We set up Friday afternoon with an oval comprising of 18ft.of straights and 4 90 degree corners.

Patrick and Ed Hyland ran multiple trains Saturday and Sunday. We had many inquiries as to the system and how it operated.

As it was the summer show and with the N Scale Enthusiast Convention in Hershey, Pa. occurring at the same time, attendance was light, but it was an excellent time to show the flag both of the Club and of T Trak.

We ran into a good many fellow N-Trakers from Philadelphia NTrak and some of the guys from Northern Virginia as well as stragglers from the Convention.

Special thanks for all the Club members who stopped by to visit the layout on Sunday. A good time was had by all for our first event and we are looking forward to more events in the future.

Our next set up is: July 16th at Gaithersburg Station. We will be operating in the OLI caboose on two six foot tables. Clampdown will be at 9.30am (Museum opens at 10 am).

*Ed*



(photo: Phillip Cook)



# 7th Annual 2011 N Scale Weekend: Preview (08/11)

Denise Clyde



Okay, everyone has had time to recover from the week in Hershey, so it's time to put our focus on the show in Bedford . This is August 26-28 with set-up being around noon on the 26<sup>th</sup>.

If you plan on going, please let me know and please let me know what modules you will be bringing. This is my first time coordinating so please forgive me if I make some errors in judgment!


I will do my best and I hope that we have as much fun this year as we did in the past.

Please find attached the forms that you will need to register for Bedford . Please note that if you are planning on selling things there is a separate form for vendors.

*Denise*



Phone  
814-623-9006



## News & Notable: Recognized for Years of Service

Tim Nixon



For Club Members who could not attend or were not aware, Skip received a special award from Dick Ollendorf for his years of service at the Convention banquet.

*Tim*



*Presented to  
Skip Hayes*

*In appreciation for years of dedicated support for our N Scale Community.  
You are truly an N Scale Enthusiast*

## News & Notable: 2011 N Scale Weekend (7th Annual)

For more information contact [nscaleweekend@yahoo.com](mailto:nscaleweekend@yahoo.com)

### N-Scale Model Trains & Supplies

**TEXNRAILS, HB PETERSON, WINGARD'S TRAINS, MIKE BENCs, THE N-CELLAR,  
BOSTON & ALBANY HOBBIES, N&O TRAINS, DETRICH ENTERPRISE,  
KENRAY MODELS, ABH MODEL TRAINS FRED-EOT, DELUXE INNOVATIONS**

### 15+ Large Operating N-Scale Train Layouts

**BALTIMORE AREA N-TRAK, NORTHERN VIRGINIA NTRAK, TWIN TIERS N-TRAK,  
JERSEY CENTRAL N-TRACK  
CAPITOL PENNSCALERS N-TRAK, CENTRAL OHIO N-TRAK. STEEL CITY N-SCALE,  
ROCK SPRING STATION,  
THREE RIVERS ASSOCIATES N-TRAK, KEYSTONE N-TRAK, NEW JERSEY SOUTHERN N-TRAK,  
CANTINGTON N-TRAK  
GENESEE & ONTARIO MODEL N-GINEERS, PITTSBURGH LITE TRAK,  
& BEDFORD MODEL RAILROADERS**





## New & Notable: Bantrak.org

Dave Clyde, Webmaster



Email the [webmaster](mailto:webmaster@bantrak.org) today !!!


During the past 4-6 weeks,  
new updates have been made  
to the website. I'd like to pass  
along a brief note of each.

*Dave*


1. 06/17/2011 - Posted the updated layout diagram PDF for the N Scale Convention.
2. 06/16/2011 - Upgraded the BANTRAK Forum from SMF 1.1.14 to SMF 2.0.
3. 06/14/2011 - Corrected a link error to the N Scale Convention web site.
4. 06/14/2011 - Added a link to the BANTRAK layout diagram PDF for the N Scale Convention.
5. 06/11/2011 - Updated the BANTRAK Forum from SMF 1.1.13 to SMF 1.1.14.
6. 06/06/2011 - The June Newsletter is now available.

## New & Notable: Membership

Al Palewicz, Membership



BANTRAK is part of a non-profit organization (N-Trak) run by volunteers to promote and encourage model railroading in N Scale. Part of the benefit of being involved in N-Trak is reaching out to other modelers in other Clubs. [Here](#) is a link for N-TRAK Clubs around the country.



### Signaling and Detection


The subject of railroad signaling is a fascinating one. Signals provide a margin of safety and protect the train crews, freight and passengers on the railroad. Grade crossing signals also protect the general public from collision with moving trains. Signal operation relies upon three basic elements: Detection of trains, Operation of the signals, Operation Logic.

Signaling is a complicated topic, far beyond the scope of this knowledge base. But Digitrax offers several items which will help you with creating a realistic signal environment.

**Detection** determines the presence or absence of trains. Both the BDL168 and BD4 will supply you with the detection information.

**Operation** of the signals is accomplished with the SE8C Signal Decoder.

Email the [editor](#) and suggest a DCC topic !!!



## Digitrax Tech Support Depot





## Website of the Month: **Allied Model Trains**

*Email the [editor](#) and recommend a site !!!*


[Allied Model Trains](#) just introduced lighted bicycles and scooters. The front LEDs are supplied either as a “warm white” or “super gold warm white” as appropriate for the actual cycle or motor cycle to give the most realistic color. On push bikes, the LED is affixed slightly ahead of the cycle frame to replicate a typical cycle lamp and are colored to match the main cycle color. The rear lights are colored red so the lights are clearly visible in day light.

The wiring to light up these miniature models has been cleverly secreted within the model itself, so is not visible. Each of the LEDs has a common (black) wire with a second, separate connection for the front lamp (red wire) and rear light (green or blue). The light intensity is realistically preset with the resistors already fitted, but can be altered as desired by fitting different value resistors.

The fine connecting wires (0.12mm diameter) are surrounded by a foam rubber tube, which can be fed through holes in the baseboard thus fixing the cycle in position on the road without the need for adhesive. The flexibility allows the cycle to be tilted for corners without damage to the model.

The LED lighting can be connected to any DC or AC source between 6 to 20 volts (suitable for most model railway transformers). Connection is made to the supply source by means of the metal wires from the resistors.

There is a FREE e-Newsletter [here!](#)




## BANTRAK: **Company Store**

*For more information contact [treasurer@bantrak.net](mailto:treasurer@bantrak.net)*

Baltimore Area N-Trak presents a special run of a 40' standard box car with a single Youngstown door. Road #466008 has the B&O logo, and road #52008 has the BANTRAK logo. We are pleased to commemorate our 25 years in modular N-scale railroading by offering this commemorative two-pack.



Building a module or rescuing an old one? Get your wire harness. It doesn't get easier than this. Color coded / pre-installed power poles included.





## *A Short History*

*Jack Walsh*

In late 1982 Gene Villaret obtained a list of NTRAK members from Jim Fitzgerald with the idea of forming a round-robin group of people interested in N gauge modeling. Together with Ken Mayer, they began calling people on that list, inviting them to a meeting at Ken's house that was held on Saturday, January 29, 1983. Seven people attended that very first meeting. Continuing to call people on that list, a second meeting was held the end of February with nine people attending. Time was spent at each meeting discussion model train interests, viewing the host's layout and discussion of what each person was modeling. Following the second meeting, Gene produced the first group newsletter on 20 March, 1983 describing the first two meetings, announcing the third meeting and requesting each attendee to bring a 'Show & Tell' item to the meeting. This 'Show & Tell' has continued to be part of every meeting since that time. Also included with the newsletter was a list of 25 people who expressed interest in continuing these monthly meetings. Of those 25, four are still members today: Bob Mohr, Jerry Mulford, Phil Peters and Jack Walsh.

By the September 1983 Newsletter, the group had decided on a name for itself – Greater Baltimore N-Scale Round Robin Group. At the October 1984 meeting the name was changed for the first time to Greater Baltimore N-Scale Associates (GBNSA). By the end of 1991 it became apparent that the group really had become an NTRAK organization and with much discussion over several months the decision was made to change the name of the group to Baltimore NTRAK – BANTRAK.

At the February, 1984 meeting Gene announced that Bruce Greenberg of Greenberg Train Shows has four NTRAK corners and was interested in having an NTRAK layout at his shows in Timonium, MD. The group soon learned that the modules were in need of 'some' work to get them in functioning order. So, over the course of the summer and fall, various members spent time at the Greenberg building, an old firehouse in Sykesville, MD, improving the quality of the track work while other members set out to build their own straight modules. A test run was made just before Thanksgiving with everything going very well. All was set for the group's first venture into the public display of an NTRAK layout. Needless to say, everything went very well and everyone who participated enjoyed themselves. A long train of 56 cars amazed the attendees who were used to HO train lengths of 10 to 15 cars. One attendee even came back to the layout to show their new N-Scale train set! The group continued to display a 14' x 20' NTRAK layout at the Greenberg shows three times a year for many years. This arrangement continued until the Greenberg company changed owners several times and the layout space was given over to vendors.

In September, 1986, the GBNSA moved into another area when requested to setup a layout for the Mideastern Region of the NMRA convention. The layout was a 14' x 26' in a separate room. A new dimension was added to this layout with the sound of real trains produced via tape recorders at each end of the layout. All the attendees were very impressed with the scenery and the ability of the 'small' trains to stay on the track! After that experience, the group decided that they could handle a convention and committed to attend the Pennsylvania Limited Convention in Philadelphia August 1987. This was the first road trip for the group and was well attended with nine of the members going. This event turned out to be so much fun for the group that more conventions were in their future: NMRA Convention at Valley Forge 1993, and Joint N-Scale Collector and NTRAK Convention at Chantilly in 2004.

In February 1988 Ken Mayer approached Howard Zane of the Great Scale Train Show about the group putting up a 14' x 26' NTRAK layout for their April show in Timonium. Howard thought that it would be a great idea and thus began a relationship that continues today with layouts being displayed at the February, April and October shows. Thus the group was now committed to doing six shows a year, three for Greenberg and three for the Scale Show with one or two specials per year, such as a convention. For the group now sets up in a 50' x 50' space arranging the layout in various shapes in addition to the normal circle, such as a U shape and two loops connected by a spine. At the last show a connection was made between their layout and a NTRAK layout put up by the Northern Virginia NTRAK.





Another new venture was begun in December 1988 with the group putting up a layout at the Long Green Fire House during the last two weeks of December as a fund raising opportunity. Up to this point the group was buying materials from the dues collected; rather than raise the dues, the group decided to open a layout to the public and request donations. Over the years these funds have paid for materials to build two different yards, various throttles (both DC and DCC), power supplies and various other equipment. When the firehouse decided to convert the space to a ballroom, the group found a mall in Westminster, MD that provided an empty store for a layout. This arrangement lasted several years.

In 1990 at the request of the Baltimore & Ohio Railroad Museum the group provided a small layout in the Baltimore Convention Center to advertize an event that was to be held at the Museum. With great success with this event, the Museum asked the group to setup a layout in the center of their Roundhouse surrounded by nineteenth century railroad equipment. This event started a long lasting relationship between the two. For a short period of time the group met in the Museum's conference room until it became too small for the number attending. For many years now the group has setup a layout of over 200 linear feet of modules in the roundhouse during the Christmas Holidays. The Museum has stated that this layout is one of their biggest draws during their Festival of Trains.

By 1995 BANTRAK had developed experience putting up a layout at almost any venue and sponsoring join weekends with other clubs, now was the time to try the next step – host a convention. Working with Wick Brandon BANTRAK hosted the 1995 N-Scale Collector's Convention in downtown Baltimore in September. This included putting up a layout demonstrating that the Kadee/Micro-Trains cars actually do run on track. Such a great time was had by all that BANTRAK co-hosted the convention twice more; Lancaster in 2001 and Hershey in 2011.

To celebrate various anniversaries, the group has issued special run cars for the following anniversaries:

10<sup>th</sup> – yellow 50' double plug door boxcar without roofwalk with #198393

15<sup>th</sup> – pair of yellow covered hoppers with #'s 1996 and 1997

20<sup>th</sup> – pair of brown 40' plug door boxcars without roofwalks with #'s 1983 and 2003. An error car was also produced with # 1993

25<sup>th</sup> – pair of 40' boxcars with roofwalks, one painted as B&O SENTINEL, the other as Bantrak in green

To also celebrate the 15<sup>th</sup> Anniversary a booklet was produced that had a picture of each member and their module. BANTRAK is looking forward to celebrating their 30<sup>th</sup> anniversary and continuing their presentation of N-Scale to the public and railroad modelers in the future.

#### Coordinators/Presidents

1983 - 1986	Gene Villaret
1986 - 1990	Ken Mayer
1990 - 1992	Jack Walsh
1992 - 1996	Skip Hayes
1996 - 1998	Wayne Morrow
1998 - 2000	Skip Hayes
2001 - 2002	Al Palewicz
2003 - 2004	John Darlington
2005 - 2006	Ralph Grutzmacher
2007 - 2008	Mark Bandy
2009 - 2010	Alan Del Gaudio
2011 -	Martin Myers



# BANTRAK Call Board

(Activities & Events of BANTRAK Club Members)

Email the [editor](#) with your info !!!

[CRHS Monroeville, Pa. Trainshow](#)  
July 16/17th (all day)  
Info Contact [Ed Kapuscinski](#)

Work Session (Home Layout)  
July 24th or 25th, 2-4pm  
Info Contact [Al Del Gaudio](#)

Work Session (Home Layout)  
July 17th (10am-1pm)  
Info Contact [Eric Payne](#)



## BANTRAK Calendar

7/16/2011.....Gaithersburg Station, Gaithersburg, Md.

8/26~8/28/2011.....[Bedford N-Scale Weekend](#), Everett, PA.

9/23~9/25/2011.....[Train Festival](#), Oakland, MD.

10/28~10/30/2011.....[Great Scale Model Train Show](#), Timonium, MD.

.....(TBD).....[B&O Museum Festival of Trains](#), Baltimore, MD.



BANTRAK was founded in 1983 as the Greater Baltimore N-Scale Associates. Begun as a "round robin" group to share skills and experiences, we have expanded our focus to include participation in many diverse activities to promote model railroading in general and N-Scale model railroading in particular. Activities include participation in local, regional and national shows, meets and conventions. BANTRAK membership includes membership in the national NTRAK organization.



The BANTRAK Newsletter is the official publication of the Baltimore Area N-TRAK organization.

This is your newsletter! Please send articles, photos, and suggestions to [newsletter@bantrak.net](mailto:newsletter@bantrak.net).

Editor: Eric Payne