



# BANTRAK Newsletter

Volume 26, Issue 07  
July 2013

## The Engineer's Cab

Eric Payne



**Hello Again Everyone!** The dog days of summer are here and the weather has been hot and humid lately, with a dash of rain. This Newsletter includes T-Trak Reviews, reference material for the painters in the group, some pics from the recent N Scale Enthusiast convention, some pics of a Russian Subway, a T-Trak column by Chris, and the usual DCC and web gems. Also, check out the Time Machine (from 2005) and the Club Calendar.

In Club News, the focus of the next few months will be works sessions (July 20 & August 17) and Trailers. In other news, The path to Inc. continues (non-profit status).

For those of you keeping up with BANTRAK via the Newsletter (and unable to attend Club Meetings and Events), we try and include a quick summary/review of the last Club meeting. Our last meeting was hosted by the Arthur Boyd in Baltimore, Md. Topics discussed included Show & Tell, Financial review, Show Reviews/Preview, Club Business (Club Dues discussion and zero (0) motion for spending Club Funds.

The July meeting is the Annual Club Picnic and will be at Alan's house in Ellicott City and the August meeting will be in Odenton at Al Potter's church. (see BANTRAK Calendar on last page.) As always, **DON'T FORGET TO BRING YOUR SHOW & TELL.**

The Current agenda items for the next Club Meeting include:

- Show & Tell (items you just bought, created or found)
- Show Reviews/Previews - N-Trak & T-Trak
- Club Business update
  - Club Car Committee update (Bob Mohr)
  - Club Organization update (Tim Nixon)
  - Trailer Committee update (Eric Payne)
- Call for New Club Business

A few things for the immediate future. Saturday July 20 we have a Club Work Session and the next day is the Club picnic. Check out Alan's preview and please RSVP to him via email. Also, Paul is having a work session on July 27th.

Special thanks to John, Jack, Jeff, Tim, Al and Chris for submitting articles for the newsletter. From an editors perspective, it is good to have articles to drop in and share. Keep them coming.

As a constant reminder, please remember, we are a volunteer driven organization so "More Hands = Less Work" and above all... "Keep It Fun".

*Eric*

### ***Inside this issue...***

The Engineer's Cab .....	1
Club Picnic Preview .....	2
Gaithersburg June Review .....	3
Silver Spring June Review .....	4
N Scale Enthusiast Convention.....	5
Russian Subway Stations .....	6
N&N: Microscale v. Testors .....	7
N&N: T-Trak Column.....	8
N&N: Conventions .....	9
N&N: Website & Membership.....	12
N&N: Raffle Layout & Club Car .....	13
Site of the Month & DCC Corner ....	14
Company Store & Classifieds.....	15
Time Machine .....	16
Call Board / Calendar .....	17

### ***Next meeting...***

Sunday, June 21, 2013 @ 2-5pm  
Location Host: Al Del Gaudio  
Location: Ellicott City MD.  
(see roster for directions)



# 2013 Club Picnic : Preview (July)

*Alan Del Gaudio*



Hello all

In approximately 7-10 days, on July 21, the BANTRAK meeting picnic is at my place.

Hours are 1:15, please not before, to 5:30



This has traditionally been a meeting where things like clinics, show and tell and spending time chatting with each other about trains and related topics take place.

I'll leave the meeting agenda to Eric and Co.

Later this week, I'll send out directions, but suffice to say, my home is in Ellicott City just off Route 40, west of where 40 crosses Patapsco Park.

For those new to BANTRAK or even to the veteran membership, as a reminder; we have a barbeque. I'll take care of hamburgers, frankfurters plus rolls, condiments and soft drinks [courtesy of BANTRAK], chicken wings [courtesy of my wife].

Club members usually supplement this with side dishes, deserts or other related things [like ice] and feel free to bring a beverage of your choosing [e.g.; pink lemonade].

If I have too many of the same, I'll work it out with you or if you would prefer a suggestion, I'll provide that on Tuesday.

I'd like to get an e-mail by Monday, July 15 for a tentative head count and who will be bringing what.

RSVP: [aland2g@comcast.net](mailto:aland2g@comcast.net) or via telephone: 410-480-9155

Spouses and/or Significant others are welcome [if you have both, remember which one you invited unless you bring your wife and an SD70ACE].

Last notes

- 1- We do have an above ground pool, so if you want to swim, bring swimwear and a towel.
  - 2- My former office is now my daughter's apartment, so the side driveway entrance and downstairs bathroom are hers.
  - 3- I still have the bar area and train layout walled off from them, accessible via the back sliding door, so continue around, that's the planned assembly area.
  - 4- If it's raining, we'll use the living room upstairs.
  - 5- While the N-scale layout has not yet been created, I do have a Horribly Overscale layout run by Digitrax.
- Feel free to bring a controller.

*Alan*

# Gaithersburg : Review (June)

Chris Hyland



On June 22nd, BANTRAK's T-Trak Division did their monthly set up at the station at Gaithersburg. This time unlike the previous set up, the weather was with us. We did our usual three table configuration with modules from both of the Mat (t)s, Leon and the Hyland clan. Members in attendance were Tom Long, Matt Guey-Lee, Jeff and Christian Peck,. Jim Masters, Mat Chibarro, Leon, and the Hyland Clan.

We set up at 9 am and tore down and 2pm. The weather outside was good and we had a decent crowd of people show up to see the show. Many spilled over from the community yard sale that was across the tracks in the other station parking lot. We had lots of interesting comments about the size of N scale trains with most people being only familiar with Lionel or LGB set ups during Christmas time. That or thinking that the smallest operational scale is HO. So hopefully we planted the seeds of the fact that model railroading can be both done in a small area and need not be restricted to just the time between November and January, just like the real railroads. To entertain the public we ran all manner of trains from Amtrak to DRG to European goods freights. Everyone went away happy as far as we could see and our kidzilla factor was, for once, Code Green. CSX provided the usual assortment of freight trains with Amtrak making a guest appearance of the Capital Limited (only 20 mins late.).

Gaithersburg is in a season of changes. The caboose is being restored and set up with both heating and cooling. The RDC may be open soon as well, so what happens next is any ones guess, but it looks like things might be rather lively in the upcoming months. We will of course keep you posted as things turn out and we are interested in seeing things progress. All in all it was a good show and we look forward to the next one which is July 27th.

And, sadly enough, my career in fine journalism has gotten not so much a tarnish, more like a smudge. I knew it would come eventually, but I figured that it would be something like all the great authors have to go through. Something like house arrest, blatant misspellings, plagiarism, or overuse of the run on sentence, which in some nations can lead to deportation. Somewhere in my room, my bust of Henry James is laughing at me!. So fellow friends and T Trakers I must issue the following:

## Correction From The Last Gaithersburg Article

Jim Masters was left off the roster of guys who showed up, even though he was in ALL the photographs of the show. Oops, my slipshod journalism knows no bounds.

See you at the shows,

*Chris "Red Button" Hyland*





# Silver Spring Tower: Review (June)

Jeff Peck



June 29-30 provided us the opportunity to join with our friends Montgomery Preservation Inc and setup at the historic B & O Station in Silver Spring. We shared space with the Riverdale Model Railroaders and the Lego Lady from Bowie which was perfect since some of our group were at Tom's wedding in some place called NewYork State.

Modules were provided by Jim Master, Leon, Christian and myself. It marked the debut of a new module, Little Lessanhauer curve which was built Friday afternoon when I realized I was 2 corners short of an oval. So downstairs I went to grab wood, paint, foamcore and some Unitrak and in a little less than an hour we had the 180 we needed. A quick grab from the details drawer on Saturday morning and all was well.

Members participating Saturday were Jim M, Leon, Dave B, Matt W., and Vincent, Jim A. from NVNT and on Sunday Cliff was with us. We had steady streams of visitors both days and lots of big trains passed outside. As us the usual case with TTRAK, setup and takedown were a breeze and we enjoyed our "slow lane" style of operating both days.

*Jeff*





# 2013 N Scale Enthusiast - Milwaukee : Review (July)

Eric Payne




A few weeks ago Skip, Mark, Tim and I attended the 2013 N Scale Enthusiast Convention in Milwaukee. Next year's Convention is in Roanoke and the following year it heads out west again.

Tim and I grabbed some pics to share. Enjoy !!! My photo album is [here](#). Tim's photo album is [here](#).

Eric



Group shot



3 or 4 large T-Trak layouts



Grand Ball Room full of vendors



Small display layouts



Variety of N Scale Club's display layouts



Home Layout & Clubhouse Tours




# A Visit to Russia : Kiev Subway Stations

Jack Walsh




Here are a few pictures of two of Kiev's subway stations from our recent visit to Russia.

*Jack*



*Here the entrance to the Gate Station as well as the station itself.*



*Here are a couple of pictures of the Theater Station.*

# News & Notable: Paint

John Darlington



Attached is a chart from Microscale which was developed to show substitutions for the Testors paint that is being withdrawn from the market. I thought that the BANTRAK membership.

*John*

## The Following Chart has been developed by Microscale Industries to act as a guide to model paint selection

Below we have put together a cross reference for you to find substitute paint colors from alternate paint manufacturers besides Testors Floquil line. So lets say you are wanting to paint something with Testors Floquil "Coach Green", with this chart you will see that Tamiya has an alternate #71 Cockpit Green that will do just fine.

These won't be absolutely "bang on - dead ringers" but hopefully they will get you close enough into the ball park. Of course anyone can migrate to a Scalecoat or Tru-Color. The following colors still need to be tested by dipping in the jar and painting a few swatches. The following chart is for reference only. Use at your own risk, but I'm pretty confident in the colors. Hope this helps for future projects.

If anyone would like to contribute to this on-going cross reference, please feel free to email us [railroad@microscale.com](mailto:railroad@microscale.com).

Model Paint Manufacturers Index	
<ul style="list-style-type: none"><li>• VA - Vallejo</li><li>• MM - Model Masters</li><li>• TE - Testors</li><li>• TS - Tamiya Spray</li><li>• GS - Gunze Sangyo</li><li>• HU - Humbrol</li><li>• XF - Tamiya</li></ul>	
Paint Types Index	Sheen
<ul style="list-style-type: none"><li>• A - Acrylic</li><li>• E - Enamel</li></ul>	<ul style="list-style-type: none"><li>• F - Flat</li><li>• G - Gloss</li><li>• M - Metallic</li></ul>



MICROSCALE  
COLOR CHART

# News & Notable: T-Trak Column

Chris Hyland



Recently a few members of the Club had an idea that I do a column every month concerning T Trak. To talk about things going on in our division. This is so that people knew what we were up too. This is the first of these columns. Where it goes from here who knows. I am kinda hoping for something a bit like Garrison Keillor's Writers Almanac or Matt Schaefer's articles on layout design that he did for NVNTrak's Call Board. Something that will both enlighten and entertain, hopefully staying away from being an advice column. But I would like to dedicate this first installment to my good friend Tom Long, to celebrate his marriage to Karen and as English Railway Historian N. R. P. Bonsor said in his dedication to Captain E.C. Lance (DSO) in his work on the Jersey Railway (Isle, not state): "in memory of the happy afternoons we spent in search of railway remains". All the best.

*Chris*

Where to start as I sit in front of my computer this hot humid June night in Kensington?. Why not start at the beginning. All stories have a beginning. Most people find history boring, so we will skip over it and go to the start.

So what is T Trak? It is very simple. A table top system for running trains. Just like N Trak is a modular system for running trains. The basic "what it is" can be found at: [www.t-trak.org](http://www.t-trak.org).

That is it right there. Basic mix for making the cake. If you hunt around on the site you will also find that as it was being designed, ideas were put forth that it was also not just a primary N scale set up, but one that would possibly spread out to multiple scales. The jury is still out on that one, but who knows, I have seen some HO T Trak modules coming down the pike and know that there are On30 ones being built.

Now as we all know from the years of doing modular railroads, it is a guideline. To paraphrase Morpheus in the movie "The Matrix": "There are some rules that can be bent and some that can be broken". N Trak itself is filled full of people who picked up the ball and did not stop running when it came to layout design. What you do with T Trak is up to you. Here are some sites that might get your brain to start pondering on the possibilities: <http://t-trakhandbook.com>, <http://ttrak.wikidot.com/>, <http://t-trak.nscale.org.au/>, [www.trainweb.org/tomix/TT/TT.htm](http://www.trainweb.org/tomix/TT/TT.htm).


So as you can see, like NTrak, there is a whole wide world out there in design with more new stuff coming everyday.

Why T Trak is a Division? T Trak has this title cause that is what it is. The same thing that separates (or used to) Ford from Mercury, Pontiac (remember those) from Cadillac, even Chevy Camaro's from Vet's. In the running of a railroad these are even more important. There is a world of difference in most railroads. Successful railroads the world over know this. NS down South operates differently than the trains on the former PRR/Conrail Mainline. PRR was division after division. Lines West, the Corridor, Middle, Mountain, Zoo Tower, Harrisburg/Enola, B office, Delmarva, Washington Terminal. These all got their orders from PRR HQ in Philadelphia, but they all operated their own division. Even railroads motive power have divisions. Diesel, electric, steam. GG1's around Horseshoe Curve, seems silly right? Because it is! Rio Grande would never have thought to run it's portion of the California Zephyr during that trains glory days down the 3 ft. railroads that spanned the State of Colorado. Separate divisions again. Even in layouts, we use divisional terms. Switching, mountain, logging, narrow gauge, traction. Most people will probably look at you in a strange manner if you try and run a UP Bigboy and shunt the thing around a small industrial district or take a 44 tonner out and hook it up to a 50 car roadrailer train and try and go top speed. Unity is good, but remember Penn Central was an exercise in unity and merger. Look at how well that turned out.

So this is why we are a division. We all, though, work for BANTRAK. We are part of the Club like the One-Trakers and N-Trak. T Trak likes to think of itself as a small almost commando like group that can operate any where at any time. The reason for this is simple. Run trains and show the flag of the Club. And how do we do this? We try to keep it fun at all times. We also try to think about places that we would be interested in setting up, ways that it would benefit the Club, AND the exposure to N scale is very low. Plus we like to be challenged as to how much or interesting ways that we can get a layout into an area. So like the test pilots in the "Right Stuff", we are always pushing back the envelope of N scale and what it can do. Hoping that, perhaps people will follow us down the path and stay interested in it. For it is our highest hopes that BANTRAK and N Scale continue on far into the future when we are nothing but pixels in the newsletter archive. People will look and think "Gosh, what interesting guys they were".



## News & Notable: 2014 N Scale Convention (22nd Annual)



Check out ALL the action that happened in 2013 [here](#)

Visit the 2013 Convention registration website at  
[www.NationalNScaleConvention.com](http://www.NationalNScaleConvention.com)



## News & Notable: 2013 NMRA Convention (78th Annual)



# Atlanta Welcomes the NMRA July 14-20, 2013



Atlanta's [Piedmont Division](#) is proud to host the 2013 NMRA National Convention. Located in Northwest Atlanta, the [Cobb Galleria Centre](#) is a beautiful facility to house the convention and the National Train Show.

Layout tours will provide access to more than 60 layouts already showing on the annual [Piedmont Pilgrimage](#) open house event in each November. Other impressive layouts from around the [Southeastern Region](#) will also be on tour.

Click [HERE](#) for more information !!!



# News & Notable: 2013 N Scale Weekend (9h Annual)

9<sup>th</sup> Annual Train Show

## **"2013 N-Scale Weekend"**

**All N-Scale Model Train Show Saturday**

**August 24th, 10 AM till 5 PM**

**Sunday August 25th, 9 AM till 3 PM**

**Bedford ProCare "SPORTSPLEX"**

125 Willow Grove Drive, Everett, PA 15537

**General Admission: \$4**

**Under 12 Free w/adult**

Participant & Vender registration forms may be obtained by  
e-mail: [nscaleweekend@yahoo.com](mailto:nscaleweekend@yahoo.com) Web: [www.n-scaleweekend.com](http://www.n-scaleweekend.com)

**Bedford Model Railroaders c/o Mike Phillips**

773 Barclay Drive, Bedford, PA 15522  
Phone: 814-623-2239 Show Dates: 814-977-4933

### **N-Scale Model TRAINS & SUPPLIES**

PARK LANE HOBBIES, TEXRAILS, HB PETERSON, WINGARD'S TRAINS, THE N-CELLAR,  
KENRAY MODELS, THE N-SCALE WEEKEND, BOSTON & ALBANY HOBBIES, A&L LINES,  
NEALS N GAUGING, CONRAIL THOMAS 519, NZT PRODUCT/DELUXE INNOVATIONS,  
MAINLINE HOBBY SUPPLY, RANDGUST, CHARLIE HOPKINS & MIKE BENCS

### **11 Large Operating N-Scale Train Layouts + Several Small Layouts**

BALTIMORE AREA N-TRAK, TWIN TIER N-TRAK, JERSEY CENTRAL N-TRAK,  
CAPITOL PENNSYLVANIA N-TRAK, CENTRAL OHIO N-TRAK, GENESSEE & ONTARIO MODEL N-ENGINEERS  
THREE RIVERS ASSOCIATES N-TRAK, NEW JERSEY SOUTHERN N-TRAK, CANTINGTON N-TRAK  
PITTSBURGH LITE TRAK, & BEDFORD MODEL RAILROADERS

MAKE CHECK PAYABLE TO: **BEDFORD MODEL RAILROADERS**  
Pay Via PayPal to: [nscaleweekend@yahoo.com](mailto:nscaleweekend@yahoo.com)



**Travelodge Bedford** [more info](#) ☆ \$65 ▾ ×  
4517 U.S. 220 Business  
Bedford, Pennsylvania 15522  
(814) 623-9006  
[travelodge.com](http://travelodge.com)  
2 reviews

[Directions](#) [Search nearby](#) [Save to map](#) [more ▾](#)

**Travelodge** Ad  
See your Hotel on a City Map!  
View Deals and Read Guest Reviews  
[www.hotels.com/Travelodge](http://www.hotels.com/Travelodge)

# All Aboard!

## News & Notable: C&P Junction MER Convention

The coming C&P Junction Convention in Rockville, Maryland, will feature all those elements you expect: clinics by nationally-recognized clinicians; layout tours of prominent modelers; a bursting White Elephant Room, operations call-boards for every level; a lively contest room, a Banquet and live Auction. But one big difference will be Rockville--Washington and Baltimore-area destination cities. This is one convention where, over the long Columbus Day weekend, you and your spouse, if you wish, can use the long weekend to enjoy the Washington and Baltimore area: the Air and Space Museum, the International Spy Museum, the Newseum, the Baltimore Inner Harbor, Aquarium and other attractions. C & P Junction, Crowne Plaza Hotel ([www.cprockville.com](http://www.cprockville.com)) with a free shuttle to the Metro and other points. Visit our [website](#):

A promotional poster for the C & P Junction Rockville MER Convention. The poster has a red top section with the title "C & P Junction ROCKVILLE MER Convention" in white. Below this is a blue section with "COLUMBUS DAY WEEKEND" and "OCTOBER 10-13, 2013" in white. The main body of the poster is white and features three photographs of model train layouts. Each photograph is accompanied by a yellow starburst callout. The top-left photo shows a freight train with orange and black cars, with a callout that reads "Layout Open House at Howard Zane's Piermont Division (HO)". The middle-right photo shows a green and yellow locomotive pulling a passenger train across a bridge, with a callout that reads "Clinic by Marty McGuirk on his Central Vermont, Winooski Subdivision (HO)". The bottom-left photo shows a harbor scene with a large white ship and a train, with a callout that reads "Layout Open House at Monroe Stewart's Hootch Junction (N)". At the bottom of the poster, there is a red section with white text providing contact information: "Email: CandP2013@comcast.net", "website: <http://home.comcast.net/~CandP2013/>", and "C & P Junction ♦ Rockville, MD".

C & P Junction  
**ROCKVILLE**  
MER Convention

COLUMBUS DAY WEEKEND  
OCTOBER 10-13, 2013

Layout Open House at  
Howard Zane's  
Piermont Division (HO)

Clinic by Marty McGuirk  
on his Central Vermont,  
Winooski Subdivision (HO)

Layout Open House at  
Monroe Stewart's  
Hootch Junction (N)

Email: CandP2013@comcast.net  
website: <http://home.comcast.net/~CandP2013/>

C & P Junction ♦ Rockville, MD



# New & Notable: BANTRAK Online

Ed Kapusinski, Webmaster



EDITORS NOTE: We are in process of updating the website. Please be patient.

Email the webmaster today !!!

1. Newsletter has been posted to the website
2. BANTRAK Forum to be discussed at June Mtg.
3. Website design to be reviewed




Have an idea for new/updated web content?

Contact the Webmaster with your ideas!

# New & Notable: BANTRAK Membership

Al Palewicz, Membership



- The New Roster has been sent out.
- The current N-Trak Newsletter can be found here:  
<http://ntrak.org/Newsletter/NL-13-MJ-opt.pdf>

*Tim & Al*

*BANTRAK does a significant amount of charitable activity, although we rarely think of it that way because we get pleasure out of it. When you think about it, that is "as it should be" with all "giving from the heart."*

*What is our charitable activity? Our major participation is in the B&O Museum's (which is a charitable organization) Annual Festival of Trains. Our display has been a major draw for people to come to the Museum for many years, both recent and in the past. There are plenty more examples, this is just one.*



## Club Member Benefits


- Sharing of your knowledge (railroading & modeling) with others of similar interests
- Access to railroading and modeling knowledge of other members
- National exposure and recognition of your endeavors in modeling
- Hands on activities:  
Club modules - track, wiring and scenery. Raffle layout - track and scenery Members' layouts - whatever's asked
- Recognition as being part of a Nationally known club
- Purchase of surplus club property & access to group discounts

Please contact Al for more information on your membership.



## New & Notable: BANTRAK Raffle Layout

Jeff Peck & Mat Chibbaro



At last year's F. O. T., Eric asked if I'd be interested in coordinating this year's project. We kicked around a few ideas and decided on a T-Trak theme to offer the winner the chance to jump on board with the Club. I asked Mat Chibbaro to join in as I'm a big fan of his Mt. Hubungi set and thought a topper module would be a great add. The layout will be slightly larger than the traditional 2 x 4 and will be urban-themed. Mat's section will be a downtown area with a streetcar like the Freedonia Transportation Authority in his [small space model railroading book](#).

At this stage, while we have a small budget, items we could use to help out with the project are:

- Urban Buildings
- Kato Unitrak
- A dual power pack
- Vehicles (60's era and up)
- Figures
- Details such as line poles, trashcans, dumpsters, mailboxes

Stay tuned for in-progress photos in the coming months.

*Jeff (& Mat)*

(P.S. be sure to see all the pics from the 2012 Raffle build sessions [here](#)).

## New & Notable: BANTRAK 30th Anniversary Club



The project is coming along nicely and there is a target release date of summer 2013 (just like the real railroads, we are piggybacking on another order). Current sentiment is to go with a Fox Valley wagon top boxcar a la B&O and artwork has been finalized from FVM and approved by the committee.

We have confirmed enough Club Members are committed to meet the minimum order.

Questions can be directed to Bob Mohr at a Club Meeting or Show. Next update should be at the July meeting.





Email the editor and recommend a site !!!



## A DAY AT LAUPT & FALL UPDATES

LAUPT in N-Gauge.

The layout is about 20X20. It's a near constant grade that was plotted out to be 2-2.5% however there are a couple of places it gets up close to 4% (but those stretches are short luckily). Still requires double headers for most medium-long consists.

Check out the video [here](#).

## Past Websites

[Ashlin Designs](#)  
[Great Lakes Models](#)  
[JMRI](#)  
[Road Signs](#)  
[Scale Town Models](#)  
[Citrus Modeling](#)  
[Aztec Trains](#)  
[BCWRR](#)  
[Banta Model Works](#)  
[GRS Micro Liting](#)  
[Monster Modelworks](#)  
[ImagineThatLaserArt](#)  
[CMR](#)  
[Prairie Shadows](#)  
[Lunde Studios](#)  
[Shapeways](#)  
[Osborn Model Kits](#)



### Editor's Note:

CMR is offering BANTRAK a bulk order discount on this kit (we need 3 more people) If interested, please [drop me an email](#).

## DCC Corner: (Exploring Digital Command Control)

Email the [editor](#) and suggest a DCC topic !!!



Go to the Digitrax webpage, click [here](#).





# Company Store Shirts and Wire Harnesses




## Shirt Order Update

The BANTRAK Club shirt order was distributed at the May meeting. If you still haven't picked up your shirt, please coordinate the pick up of the shirts from Tim.



Building a module or rescuing an old one? Get your wire harness. It doesn't get easier than this. Color coded / pre-installed power poles included.

*List Priced at \$25 (plus shipping and handling).*



## CLASSIFIEDS : Module for Sale

# For Sale !!!

By Author of Kalmbach's

## 'Model Railroading in Small Spaces'



Ntrak two module set (4 ft ea.) with mountain Line & independent high line  
Rear staging, folding legs ~ No trains included ~ \$900

**Contact: Mat Chibbaro 301-728-2235**

For more information contact [treasure@bantrak.net](mailto:treasure@bantrak.net)



Trolling through the Archives (April 2005) again. Tip of the hat to John. Enjoy.

*Eric*

To list your classifieds, Email the editor



## MODELING TIPS

### Tweaking Caboose Industries' Switch Stands

*By John Darlington*


I don't know about you, but I can get pretty frustrated with things that on the surface look pretty simple, but in reality are not. A good example of this is the installation of the n-scale switch stands made by Caboose Industries. Now don't go telling me that (1) I should install electric switches and (2) that these switch stands are not to scale. I am not interested in doing (1) and I already know about (2). Those of you that know me pretty well also know that my Achilles' Heel is anything electrical so manual switches are fine with me.



I have found these switch stands to be pretty handy, especially in complex switching designs and with Peco switches that have broken springs. I decided to use a number of these stands (Model 206S) in my new switching complex serving my steel mill. Having had experience in installing these before I did not anticipate any



difficulty. I was wrong! I followed the printed instructions on the package exactly, but after I installed the first one I tested it only to find that the switch did not close completely. I pulled it out and re-installed it again, but the same problem occurred. I left the first one alone and installed another. This one seemed to work better, but not perfectly. I did a third one and it malfunctioned like the first one. Again I adjusted each one again with varying success. After further examination, I noticed that the problem only effected the "main line" operation and not the branch line". I observed that the draw bar travel was being hampered by the track support on the Peco switch (Photo 1), so I decided to shave off the rounded tip (Photo 2) of the draw bar as close to the draw bar pin as I could (Photo 3) and this seemed to do the trick. Not only does the draw bar travel further to close the switch, but it snugs up better to the track support



In addition to these tips, I have also found that it is best to remove the stud from the Peco switch draw bar (Photo 4) so that it does not interfere with the switch draw bar pin. Secondly, heed the suggestion in the written instructions to remove the unnecessary second pin on the switch draw bar (Photo 5). This also eliminates any interference with the mechanical operation of the two draw bars. Don't forget to file off any excess plastic where the switch stud and the draw bar pin was located just to be sure of smooth operation.

One last suggestion. Paint the switch stand lever red on one side and green on the other so you can see at a glance if the switch is open or closed.




# BANTRAK Call Board

(Activities & Events of BANTRAK Club Members)

## NMRA Chesapeake Div. Group Mtg.

Sat. July 20th, 9AM

Info Contact: Arthur Boyd



## Home Layout/Module Work Sessions

(Ongoing)

Info Contact: Alan Del Gaudio, Eric Payne,  
Ed Kapusinski, Paul Diley (July 27)



## BANTRAK 2013 Calendar

This is a listing of all BANTRAK Monthly Meetings, Field Trips, 1-Trak and T-Trak events as well as current Volunteer Positions



Baltimore Area N-Trak is a volunteer driven organization. **THANK YOU** for your support.

Date	Event	Location	Contact	Type
6/16/2013	Club Meeting	Baltimore, Md	Arthur Boyd	meeting
6/22/2013	Gaithersburg	Gaithersburg, Md	Ed Hyland	t-trak
6/29 & 6/30	Silver Spring Station (B & O)	Silver Spring, Md	Jeff Peck	t-trak
7/20/2013	Club Work Session (Modules)	Glen Burnie, Md	Eric Payne	work session
7/21/2013	Club Meeting - Summer Picnic	Ellicott City, Md	Al Del Gaudio	meeting
7/27/2013	Gaithersburg	Gaithersburg, Md	Ed Hyland	t-trak
8/17/2013	Gaithersburg	Gaithersburg, Md	Ed Hyland	t-trak
8/17/2013	Club Work Session (Modules)	Glen Burnie, Md	Eric Payne	work session
8/18/2013	Club Meeting	Odenton, Md	Al Potter	meeting
8/24 & 8/25	Bedford N Scale Weekend	Bedford, Pa	Martin Myers / Paul Diley	show
9/7 & 9/8	JV w/ Capital O Scales/TCA	Kensington, Md	Ed Hyland	t-trak
9/15/2013	Club Meeting / Raffle Layout Work Session	Ellicott City, Md	Mark Bandy	meeting
9/28/2013	Gaithersburg	Gaithersburg, Md	Ed Hyland	t-trak
10/12 & 10/13	NMRA Potomac & Chesapeake Convention	Twin Brooke, Md	John Hale/Chris	t-trak / 1-trak
10/12/2013	Kentlands Octoberfest	Rockville, Md	Chris Hyland	t-trak
10/20/2013	Club Meeting	Crownsville, Md	John Cook	meeting
10/26 & 10/27	Great Scale Model Train Show	Timonium, Md	Al Del Gaudio / Rick Dunstan / Ed Hyland	show
11/2/2013	Silver Spring Station (B & O)	Silver Spring, Md	Jeff Peck	t-trak
11/3/2013	Gaithersburg Artifact Show	Gaithersburg, Md	Ed Hyland	t-trak
11/9 & 11/10	Rockville Lions Show	Rockville, Md	Ed Hyland	t-trak
11/17/2013	Club Meeting / Club Work Session			meeting
12/1/2013	Trainspotting Day at Bowie RR Museum	Bowie, Md	Jeff Peck	t-trak
12/18/2013	B&O Festival of Trains	Baltimore, Md	Mark Bandy / Eric Payne	show
President	Eric Payne			
VP1	Paul Diley			
VP2/Secretary	Rick Dunstan			
Treasurer	Tim Nixon			
Membership	Al Palewicz			
Quartermaster	John Hasson			
Webmaster	Ed Kapusinski (backup= John Hale)			
Trailer	Martin Myers / Paul Diley (backup= Team)			
<b>2013 PROJECTS</b>				
	LocoNet Wiring		Martin Myers / Bob Mohr	
	Raffle Layout		Jeff Peck / Mat Chibbaro	
	Anniversary Club Car		Bob Mohr	
<b>Trailer WorkGroup</b>				
	E. Payne, T. Nixon, M. Myers, J. Champlin, J. Hale, A. Potter, P. Diley, S. Hayes, B. Mohr			



BANTRAK was founded in 1983 as the Greater Baltimore N-Scale Associates. Begun as a "round robin" group to share skills and experiences, we have expanded our focus to include participation in many diverse activities to promote model railroading in general and N-Scale model railroading in particular. Activities include participation in local, regional and national shows, meets and conventions. BANTRAK membership includes membership in the national NTRAK organization.

