



BANTRAK Newsletter

Volume 26, Issue 12
December 2013

The Engineer's Cab

Eric Payne



Hello Again Everyone! Well, here we are in December... and it is snowing. Festival of Trains is in less than two weeks and things are falling into place. This Newsletter includes some good event and product reviews, as well as some pics of the raffle layout (nice job Mat and Jeff!) Be sure not to miss the Time Machine (an article by Martin from 2005) with some history and of the Peacemaker and the Club Calendar.

In Club News, T-Trak and 1-Trak have been busy over the past 3 months, so they are taking a well deserved rest during Festival of Trains. In other news, the path to Inc. continues (non-profit status) and the Trailer is on hold (decision has been made to buy in 03/2014) Be sure to attend the December Club meeting for more updates.

For those of you keeping up with BANTRAK via the Newsletter (and unable to attend Club Meetings and Events), we try and include a quick summary/review of the last Club meeting. Our last meeting was hosted by Ed Kapusinski in Hampden, Md and included a field trip to CMR. Topics discussed included Show & Tell, Financial review, Show Reviews/Preview and Club Business (two (2) motions for spending Club Funds).

The December meeting will be during lunch at the Festival of Trains set-up. **A few important notes. 1) arrival tim for set-up = 8am. 2) parking WILL be tricky, keep my cell # (in the run-schedule) in case you show up late, that way we can open the back gate.** As always, **DON'T FORGET TO BRING YOUR SHOW & TELL.**

The Current agenda items for the next Club Meeting include:

- Show & Tell (items you just bought, created or found)
- Show Reviews/Previews - N-Trak & T-Trak
- Club Business update
 - Club Organization update (Tim Nixon)
 - Trailer Committee update (Eric Payne)
- Call for New Club Business

A few things for the immediate future. This will be my last Newsletter as editor. John Hale has graciously accepted to take over the duties starting next month. This will also be my last Engineer's Cab. I would like to take this opportunity to thank everyone for your assistance over the past two years.

I am sure Paul and his team (TBD) will do a great job continuing the development of the Club and leading us in new directions. Please don't hesitate to step up and help if asked. We are a volunteer driven organization so "More Hands = Less Work" and above all... "Keep It Fun".

Eric

Inside this issue...

The Engineer's Cab	1
Festival of Trains Preview	2
Bowie Review	3
Rockville Review	4
Trainspotting @ Bowie	5
Product Review	6
N&N: T-Trak Column	8
N&N: Conventions	9
N&N: Website & Membership	11
N&N: Raffle Layout & Club Car	12
Site of the Month & DCC Corner	13
Company Store & Classifieds	14
Time Machine	15
Call Board / Calendar	16

Next meeting...

Wednesday, December 18th, 2013
(@ B&O FOT Set-up)
Location Host: Club
Location: B&O Museum



A head-and-shoulders portrait of a middle-aged man with short, light brown hair and a goatee. He is smiling and wearing a dark, possibly black, collared shirt. The background is a mottled grey-blue.

Alan Del Gaudio

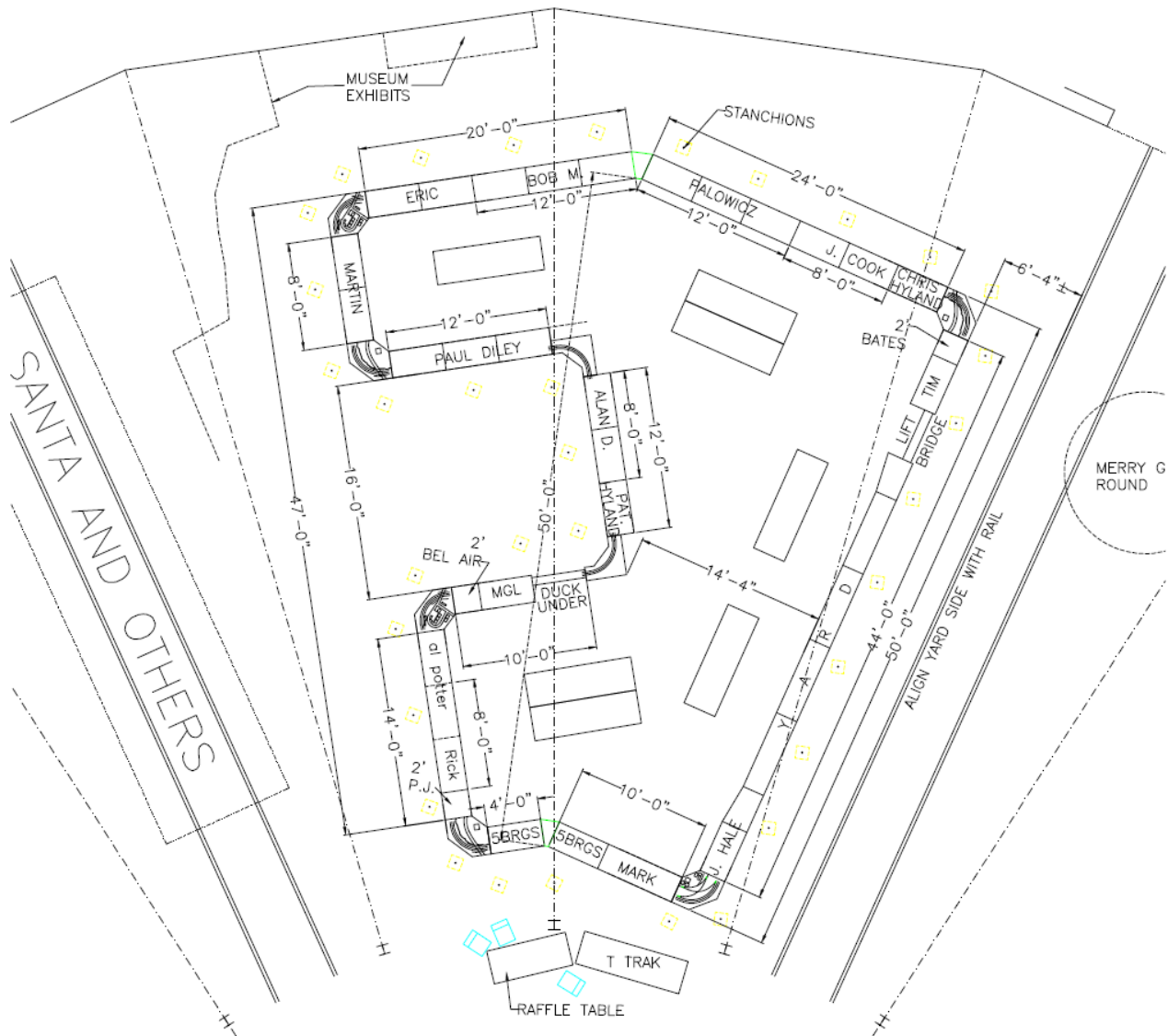
B&O Festival of Trains 2013

Hello everyone. The Festival is around the corner. The run schedule is almost full (a few spots remain open). The layout is designed by Mark and had everyone who offered a module in it. Set-up is on December 18th at 8am. Meet at the back gate at 7:45ish. Club will provide lunch. We should be done by 4pm.

If you have any questions, please give me a call at 410-967-1503.

See you on Wednesday the 18th!

Eric



Bowie Tower: December Review

Chris Hyland



On a chilly December 1st, the TTrak contingent set up at the Bowie RR Museum. In attendance were the Hylands, the Pecks, Cliff, Leon, Matthew W, Tom, Tim and Vincent. We did a 2 table setup inside the caboose. Amtrak, MARC, & NJT provided the show outside. We were visited by folks of all ages throughout the day and teardown went quickly with everybody leaving happy with their fill of doughnuts, Irish nachos and trainspotting.

Jeff



Rockville Lions Club :November Review

Chris Hyland



Dateline: Rockville Maryland Nov. 8-10 2013. For the second time, BANTrak's T Trak division took part in the annual Rockville Lions Club Holiday show. This event occurs every year at the Rockville City Senior Citizens Center in Rockville Maryland near Montgomery College's Campus. The show is a rather nice show with the various train clubs of the Washington DC area showing up to show off their stuff and run trains. Sorta like a low key Mini Con without the lectures.

Set up started at 4.00 when the Hyland Clan showed up with the trailer at the center. Although we had contacted the center earlier that week to make sure that all of our ducks were lined up, unfortunately fate threw us a curve ball. Instead of operating in the "Game Room" as we had done the previous year, we had been "switched" to the "Board Room" which was still occupied. After a few more negotiations, which included disassembling (thankfully the right height as our other tables) a board room table circle, we got started assembling the layout at 5.15. Two layouts were assembled. A BANTrak Mainline T Trak layout and a East Penn Subway layout. We called it a day at 8PM.

Saturday, the next day started off well the next day. We had a decent crowd of members show up. Leon, Matt W and the Hyland clan provided modules and trains with Dave Balderston dropping by to run as well. We ran all day without any problems. And cause it is a massive run session we were able to run whatever we felt like for pretty much as much as we wanted. The public was light on that Saturday so we were able to catch up with our pals in the other clubs and talk about the year in prospective. For the public that did show up, they were given quite a show and asked many questions about N scale and how it is progressing. We ran til 5 PM and then off to Hardtimes Cafe for chili.

Sunday started off with a bang. We had a near mutiny occur when the Ladies Auxiliary of the Lions Club, whom were running the small canteen at the event, showed up late. Many of the various train guys who had been running since 9am were starting to feel the levels of caffeine start to reach dangerous low levels (Read NO COFFEE!). One of our members, Jim Attebello, took matters into his own hands and whipped up a urn of Black Gold. When it looked like they were not going to be in till mid afternoon, your author and the Chief of the Hyland Clan took off to get pizza for our hungry engineers. Lets face it, train running builds up an appetite. We ran even more different trains this day to add to the variety. There was even foreign motive power in the form of JRM members running trains on both layouts as well. All had a good time and we ran til 5 again when it was time to tear down and head for home. This finished off our participation in our second Rockville Lions Club event. We are looking forward to next year. If you are looking for an event to get in some decent uninterrupted running time before the crazy holiday season or just want to hang out with the group, this is the perfect show to do it. Once again, an enjoyable experience.

See you at the shows

Chris

Trainspotting: Bowie Tower

Tim Nixon



Trainspotting @ Bowie on Amtrak's busiest day. Enjoy.

Tim



Northbound Acela 2216 passes a southbound Northeast Regional 143 in front of the Bowie Tower.



Southbound Holiday Extra 1057 using New Jersey Transit equipment.



BANTRAK members find a perch to view the trains. Left to right Christian Peck, Patrick Hyland, Jeff Peck, Tom Long, and Ed Hyland.

Product Review: Model Wash

John Darlington



For those of you, like me, who like to weather engines, rolling stock and buildings, I discovered a product that provides a very realistic “wash” effect on plastic and metal surfaces. The product is called Model Wash and it is produced in Spain by Vallejo (Acrylicos Vallejo, S.L.). I discovered this product while reading through an issue of Model Railroad Hobbyist Magazine. This product, at present, is sold exclusively through Squadron Hobbies (<http://www.squadron.com/>) which is an on line hobby supply house.

Product Specifics

The Wash itself comes in acrylic colors in small 1.18 oz. bottles (see figure 1) and it is advertised as being suitable for rolling stock and buildings. The colors available are shown on the Squadron site. According to the manufacturer, these washes have a superficial tension similar to that of traditional solvent-based washes, but with the added advantage of working with a water-based medium. The average drying time is about 20 minutes, but in my limited experience, I would allow upwards of one hour to let the wash in various crevices dry thoroughly. Clean up with water is very easy. Each bottle retails for \$5.99.

Application and Results

As with any product, it takes a little practice and experimentation to start to achieve acceptable results. I usually find this phase as most enjoyable, as I did with these washes. As you would likely surmise, being water based, using a little bit at a time is more economical, for the wash begins to dry pretty quickly. I found that the best course is to put a couple of drops in a small glass or plastic dish. Because of the quick drying time, you need to use the wash very quickly. Because of the various colors (three browns, three grays, three rusts, blacks etc.) I found that, after using some right out of the bottle, mixing the colors together provides some very interesting washes. As shown in figures 2, 3 and 4, the Virginia and Truckee wood sided box car turned from an “out of the box” look to one that has seen a fair amount of use. On this car I used a combination of dark brown, light brown and dark rust colors mixed together in one wash to get this effect. Note that the various crevices have retained just the right amount of wash to give a “well used” appearance.

Fig.1



Fig.2



Fig.3



Fig.4



Product Review: Model Wash (continued)

John Darlington



I have also found that these washes can “rehabilitate” a car that was damaged. I made the mistake of covering the bottom of some of my train drawers with a rubberized liner. BAD MISTAKE! A couple of my good B&O cars (figure 5) actually stuck to the rubberized surface, and when I tried to remove them, big chunks of paint came off of the car side exposing the basic surface of the car. At first, I figured that I had three choices, 1) strip and repaint/decal the cars, 2) use them as stationary supply sheds on my layout with the damaged side turned outward, or 3) chuck them away. Option 1 was too much trouble and could be costly. I already have three supply sheds on the layout so option 2 was not viable, and I was not going to throw them away (option 3) so I stuck them on my work bench and there they stayed for months. Once I purchased these washes, I realized that there was an option 4! First I painted the damaged spots with Polly S dark rust. I used a small stubby brush to continuously blot the paint to build up a rough surface. Then I repeatedly washed the cars with a combination of dark brown and light/dark rust. The car shown (figure 5) is an undamaged mate to the two damaged cars. Figures 6 and 7 show the cars after they have been “rehabilitated”. Since I enjoy seeing beat up box cars on a layout, and based on their vintage (early 1900s), they would have looked well used operating in my era (1950s).

Fig.5



Fig.6



Fig.7



Conclusion

I really enjoyed working with these washes and I think the results speak for themselves. None of the cars shown have been treated with weathering chalks, which I may later apply in some selected spots. However, a word of caution, DO NOT APPLY these washes to cars that have already been weathered with chalks. Being water based, the washes will wash away your chalk, and you will have to start over. Finally, I have tried them on the building that I constructed for our Raffle Layout, and the results were fairly good. Additionally, as a “winter project”, I plan to do use these washes again, starting with the kit I am building for my layout. Maybe a future “Show ‘n Tell”?

UPDATE:

I recently discovered at my local hobby store that Polly S has come out with washes as well. I have not used them as yet, so I cannot comment on their effectiveness. Additionally, there is no telling how long they will be on the market. Personally, I think Vallejo is your best long term bet.

John

News & Notable: T-Trak Column

Chris Hyland



As I recover from eating Thanksgiving Dinner and rushing about to pack for a trip up north to Philadelphia for the East Penn Traction Club Holiday layout, we come upon the end of the year. The shadows of Winter are long with Spring and Summer only a distant memory along with the falling leaves of Autumn. I thought it would be the perfect time to reflect on what has come to pass since I first started banging out this column during the muggy evenings of summer. What a year it has been.

T Trak has continued to expand and grow. This year we did around 25 or so events. In the last two weeks, we will have done two alone. One at Bowie Tower and this weekend one at an elementary school in Damascus Maryland. This event will be a new area of operations for our group and we hope to get some interest in that region for both places to run and perhaps even encouraging people to join in on the fun. Cause that is what it is all about.

To paraphrase the Beatles: "Everybody had a good year, everyone let their hair down". From our regular haunts of Gaithersburg, Bowie and Silver Spring to major shows like the Artifacts show (also in Gaithersburg). We also ran a (don't say it too loud) mini convention known as the Gathering to show off where T Trak is. It also showed some of the places that it is going. This showed off the different ways of approaching making modules and layout design in this medium. Even more importantly, this Gathering, along with operating at Bedford gives us the happy knowledge that we are not alone. There is other T Trak life out there in the universe. It certainly can get lonely being on your own.

The T Trak division has even jumped in on producing this year's Raffle Layout. I think that I might buy myself some tickets at the B&O museum. We like to think that this is a way of showing that we have arrived and are an important limb of the club. And we have enjoyed our civic responsibilities.

And T Trak as a whole is going in interesting directions. T Trak has gone in places that no one would have expected. We now have working mountain divisions, industries and switching districts, quarries (just coming on line now) and T Trak has even gone underground, well, in the form of subway tubes and stations. One is only limited by ones imagination. Ready made kits have appeared again in the form of T kits. T Trak is even starting to get picked up by other scales and clubs not associated normally with NTrak clubs. MAD Modules released their On30 T Trak modules (with rumors that you might be even able to buy kits) and others are considering jumping on the bandwagon in other scales. So an exciting time it is.

So where are we going? Who knows?. And who knows what will happen in the coming year. But rest assured it will be exciting as we continue to push in new directions, seek out new venues and boldly go where no N scale club has gone before.


To wrap up this end of the year reflection. We look forward to seeing you all soon. And we welcome all who want to join us in the fun. For new adventures abound ahead.

May you all have a Merry Holidays, a Happy Christmas and a Glorious New Year. See you then!

(Insert Auld Lang Syne Here)

Chris

News & Notable: 2014 N Scale Convention (22nd Annual)



Check out ALL the action that happened in 2013 [here](#)

Visit the Convention registration website at www.NationalNScaleConvention.com



HOTEL INFORMATION:

Here is the [link](#) to get the best rate at the Sheraton

News & Notable: 2014 NMRA Convention (79th Annual)




THE 2014 NMRA
NATIONAL
CONVENTION
CLEVELAND, OH
JULY 13 - 20, 2014

www.2014cleveland.org

For Modelers

Layout Tours




Clinics

Operating Sessions

Contests

Prototype Modeling Displays

Potential Prototype Tours



Cuyahoga Valley Scenic Railway



Wheeling & Lake Erie Railway



Mad River & Nickel Plate Museum

Potential Prototype Tours



Area Steel Mills



The following prototype tours have been confirmed. Most are not normally open to the public, so they'll fill up fast:

Age of Steam Roundhouse
General Electric Locomotive (Erie, PA)
Ohio Loco Works
Mad River & Nickel Plate Museum
Chartier Steel Mill Tour
Cleveland Track Materials
Cuyahoga Valley Scenic Railway (including shops)
RTA Shops (local rail transit)

Click [HERE](#) for more information !!!

10th Anniversary Show

“2014 N-Scale Weekend”

All N-Scale Model Train Show Saturday

August 23rd, 10 AM till 5 PM

Sunday August 24th, 9 AM till 3 PM

Bedford ProCare “SPORTSPLEX”

125 Willow Grove Drive, Everett, PA 15537

General Admission: \$4

Under 12 Free w/adult

Participant & Vender registration forms may be obtained by
e-mail: nscaleweekend@yahoo.com Web: www.n-scaleweekend.com

Bedford Model Railroaders c/o Mike Phillips

773 Barclay Drive, Bedford, PA 15522

Phone: 814-623-2239 Show Dates: 814-977-4933

N-Scale Model TRAINS & SUPPLIES

PARK LANE HOBBIES, TEXNRAILS, HB PETERSON, WINGARD'S TRAINS, THE N-CELLAR,
KENRAY MODELS, THE N-SCALE WEEKEND BOSTON & ALBANY HOBBIES,, A&L LINES
NEALS N GAUGING, CONRAIL THOMAS 519, NZT PRODUCT SDELUXE INNOVATIONS,
MAINLINE HOBBY SUPPLY, RANDGUST, CHARLIE HOPKINS & MIKE BENCS

15 Large Operating N-Scale Train Layouts + Several Small Layouts

BALTIMORE AREA N-TRAK, TWIN TIERS N-TRAK, JERSEY CENTRAL N-TRACK
CAPITOL PENNSCALERS N-TRAK, CENTRAL OHIO N-TRAK, GENESEE & ONTARIO MODEL N-GINEERS
THREE RIVERS ASSOCIATES N-TRAK,, NEW JERSEY SOUTHERN N-TRAK, CANTINGTON N-TRAK
PITTSBURGH LITE TRAK, & BEDFORD MODEL RAILROADERS



New & Notable: BANTRAK Online

Ed Kapusinski, Webmaster



EDITORS NOTE: We are in process of updating the website. Please be patient.

1. Newsletter has been posted to the website
2. Website design to be reviewed

Email the webmaster today !!!



Have an idea for new/updated web content?

Contact the Webmaster with your ideas!

New & Notable: BANTRAK Membership

Al Palewicz, Membership



Club Member Benefits

- The New Roster has been sent out.
- A note on Jim Fitzgerald's passing can be found [here](#):
- The current September/October N-Trak Newsletter can be found [here](#):

Tim & Al

BANTRAK does a significant amount of charitable activity, although we rarely think of it that way because we get pleasure out of it. When you think about it, that is "as it should be" with all "giving from the heart."

What is our charitable activity? Our major participation is in the B&O Museum's (which is a charitable organization) Annual Festival of Trains. Our display has been a major draw for people to come to the Museum for many years, both recent and in the past. There are plenty more examples, this is just one.

- Sharing of your knowledge (railroading & modeling) with others of similar interests
- Access to railroading and modeling knowledge of other members
- National exposure and recognition of your endeavors in modeling
- Hands on activities:
Club modules - track, wiring and scenery. Raffle layout - track and scenery Members' layouts - whatever's asked
- Recognition as being part of a Nationally known club
- Purchase of surplus club property & access to group discounts

Please contact Al for more information on your membership.

New & Notable: BANTRAK Raffle Layout

Jeff Peck & Mat Chibbaro



Some shots from this year's Raffle Layout. Looking Good!

Jeff (& Mat)



New & Notable: BANTRAK 30th Anniversary Club



The Club cars have arrived and look great!

Pick them up from Tim Nixon at the next meeting.





[Classic Metal Works](#) is famous throughout the world for models with exceptional detail, accuracy, and value especially for the unique needs of Model Railroaders and Collectors. Visit their website and check out their NEW N Scale Offerings.

Subscribe to their Newsletter [here](#).



Editor's Note:

CMR is offering BANTRAK a bulk order discount on this kit (we need 2 more people) If interested, please [drop me an email](#).



Past Websites

[Ashlin Designs](#)
[Great Lakes Models](#)
[JMRI](#)
[Road Signs](#)
[Scale Town Models](#)
[Citrus Modeling](#)
[Aztec Trains](#)
[BCWRR](#)
[Banta Model Works](#)
[GRS Micro Liting](#)
[Monster Modelworks](#)
[ImagineThatLaserArt](#)
[CMR](#)
[Prairie Shadows](#)
[Lunde Studios](#)
[Shapeways](#)
[Osborn Model Kits](#)
[Eastern CA Model RR](#)
[Heritage Units](#)
[ESM](#)

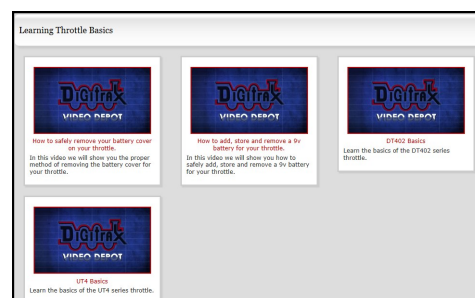
DCC Corner: (Exploring Digital Command Control)

Learning Throttle Basics by Digitrax

This new video series will show you the fundamentals of your DCC throttle, including:

- The correct method of removing the battery cover of your throttle
- How to add, remove and store a 9v battery to your throttle
- DT402 series basics
- UT4 series basics

Visit the video website [here](#).



Go to the Digitrax webpage, click [here](#).



Company Store Shirts and Wire Harnesses



Shirt Order Update


If you need a gray BANTRAK t-shirt,
To Order, Email Club Treasurer Tim Nixon



Building a module or rescuing an old one? Get your
wire harness. It doesn't get easier than this. Color cod-
ed / pre-installed power poles included.

List Priced at \$25 (plus shipping and handling).

*To Order, Email Martin Myers and cc: Club Treasurer
Tim Nixon*



CLASSIFIEDS : Club Classifieds

For more information contact treasurer@BANTRAK.net





Trolling through the Archives (October2005 Newsletter) again. Thanks to Martin for this Write-Up . Enjoy.

Erie



BANTRAK DC/DCC Switchbox - "The Peacemaker"

By Martin Myers

We have been busy completing the new switchboxes during the summer hiatus. The prototype debut was at the April scale show. It proved itself and work commenced on the remaining five boxes. Twelve members put the new boxes to the test in Bedford. We can now switch from DC power to DCC power in less than a minute. Operators were able to run any engine desired and were even changing from DC engines to DCC engines during their run. One member noted: "This is the first time I was able to run all of my engines!"

The original plan was to have a means to easily switch power sources that could be standardized with no crawling under the layout and tracing cable connections. In addition, the change had to be deliberate with a minimal possibility for error. We decided the best method would be to use the "air switch" idea. Using a key made of Anderson Powerpoles, there are only two choices, DC or DCC. The key cannot make both connections at the same time and will only plug in the proper way. Placing the keys for each block at skyboard level means no bending and crawling needed. They remain in plain view. The key is simply plugged in on the far left position for DC power. It is moved to the far right position for DCC power. One switchbox is located for each block. Since the Lindsay throttles and the DCC boosters remain plugged in, one needs only to change the keys on each switchbox for the line (red, yellow, blue) to the desired power choice. In Bedford, four blocks in a two tower arrangement were used. A short 24 foot walk to each tower allowed for rapid change-over. Photos are located here: <http://www.bantrak.org/coppermine/index.php?cat=10007>

Not stopping at just a switch, a few extras were added to the boxes. Each box is equipped with a PM42 DCC circuit breaker. There are 4 outputs on each box with the Green designated as a spare. The spare can be used to power an extra line e.g. Green line, Alternate Blue, Orange, private tracks, etc. As each of the PM42's outputs can be configured separately, the spare could even be used to handle a reversing section.

One feature that was lacking in the old setup was an audible short circuit warning similar to the Lindsay throttles. We managed to get both an audible and led indicators thanks to a circuit provided by a fellow N-scaler - Al Silverstein. When there is a short in a DCC block, the buzzer will sound and one of four LEDs will light to show which line is experiencing a short. As with the Lindsay's, the racket will stop and power is restored automatically as soon as the short is cleared. Each light indicates the track color that is experiencing trouble.

A Green DC Power light located at top left indicates power supplied to the PM42. It should be lit at all times when the layout is in operation. An additional "DCC Power" bicolor light is located at the top right. It should also be lit whenever the main DCC boosters are powered up and their color should match. This bicolor led indicates that DCC power to the switchbox is available. The bicolor feature can be used to check booster phasing and will also indicate direction if using address 00. The DCC power light does not indicate power on the tracks.

Close up photos and brief instructions can be found on the club website: <http://www.bantrak.org/> under DCC information: <http://www.bantrak.org/new%20bantrak%20switchbox.htm>

Discussions/questions can be posted on the BANTRAK forum pages: <http://bantrak.org/phpbb2/index.php> Photos of them in use at Bedford are located on the forum.

To list your classifieds, Email the editor



BANTRAK Call Board

(Activities & Events of BANTRAK Club Members)

NMRA Chesapeake Div. Group Mtg.

TBD

Info Contact: Arthur Boyd



Home Layout/Module Work Sessions

(Ongoing)

Info Contact: Alan Del Gaudio, Eric Payne,
Ed Kapusinski, Paul Diley



BANTRAK 2013 Calendar

This is a listing of all BANTRAK Monthly Meetings, Field Trips, 1-Trak and T-Trak events as well as current Volunteer Positions



*Baltimore Area N-Trak is a volunteer driven organization. **THANK YOU!** for your*

Date	Event	Location	Contact	Type
8/24 & 8/25	Bedford N Scale Weekend	Bedford, Pa	Martin Myers / Paul Diley	show
9/7 & 9/8	JV w/ Capital O Scalors/TCA	Kensington, Md	Ed Hyland	t-trak
9/15/2013	Club Meeting / Raffle Layout Work Session	Ellicott City, Md	Mark Bandy	meeting
9/28/2013	Gaithersburg	Gaithersburg, Md	Ed Hyland	t-trak
9/28/2013	Bowie Old Town Days	Bowie, Md	Jeff Peck	t-trak
10/5/2013	Silver Spring Station (B & O)	Silver Spring, Md	Jeff Peck	t-trak
10/12 & 10/13	NMRA Potomac & Chesapeake Convention	Twin Brooke, Md	John Hale/Chris	t-trak / 1-trak
10/12/2013	Kentlands Octoberfest	Rockville, Md	Chris Hyland	t-trak
10/20/2013	Club Meeting	Crownsville, Md	John Cook	meeting
10/26 & 10/27	Great Scale Model Train Show	Timonium, Md	Al Del Gaudio / Rick Dunstan / Ed Hyland	show
11/3/2013	Gaithersburg Artifact Show	Gaithersburg, Md	Ed Hyland	t-trak
11/9 & 11/10	Rockville Lions Show	Rockville, Md	Ed Hyland	t-trak
11/17/2013	Club Meeting / Field Trip	Hampden, Md	Ed Kapusinski	field trip/meeting
12/1/2013	Trainspotting Day at Bowie RR Museum	Bowie, Md	Jeff Peck	t-trak
12/18/2013	B&O Festival of Trains	Baltimore, Md	Mark Bandy / Eric Payne	show

President	Eric Payne			
VP1	Paul Diley			
VP2/Secretary	Rick Dunstan			
Treasurer	Tim Nixon			
Membership	Al Palewicz			
Quartermaster	John Hasson			
Webmaster	Ed Kapusinski (backup= John Hale)			
Trailer	Martin Myers / Paul Diley (backup = Team)			

2013 PROJECTS

LocoNet Wiring	Martin Myers / Bob Mohr
Raffle Layout	Jeff Peck / Mat Chibbaro
Anniversary Club Car	Bob Mohr

Trailer WorkGroup

E. Payne, T. Nixon, M. Myers, J. Hale, P. Diley, S. Hayes, B. Mohr



BANTRAK was founded in 1983 as the Greater Baltimore N-Scale Associates. Begun as a "round robin" group to share skills and experiences, we have expanded our focus to include participation in many diverse activities to promote model railroading in general and N-Scale model railroading in particular. Activities include participation in local, regional and national shows, meets and conventions. BANTRAK membership includes membership in the national NTRAK organization.

